





11/12th Test Prep

To use this HyperDoc template, **make a copy**, then follow the lesson design notes to add content, links,

<p>Take Notes! Cornell Style!</p>	<p style="text-align: center;">Do Now</p> <p>Watch this quick clip and drop the tip you will focus on next week in the chat box. https://www.youtube.com/watch?v=0aF7GOTMh7M</p>
	<p style="text-align: center;">Independent Practice</p> <p>Read the College Board SAT Passage and prepare to take quiz as exit ticket..</p>
	<p style="text-align: center;">Apply (Independent Practice)</p> <p>Use this section of the HyperDoc to explain the lesson objective through direct instruction using your favorite web tool, or gather students together to teach the content.</p>
	<p style="text-align: center;">Share (Exit Ticket)</p> <p>Collect student work to provide feedback, and/or include a section for students to share work with an authentic audience.</p>
	<p style="text-align: center;">Reflect (Grade and Feedback)</p> <p>Include an opportunity for face-to-face or digital reflection to guide students along their learning progression and set new goals.</p>



Extend

Add links to more activities and online resources to **extend** the learning.